



SHREE SWARAJ EDUCATION SOCIETY'S
SWARAJ COLLEGE OF COMMERCE AND COMPUTER STUDIES

(Affiliated to Savitribai Phule Pune University and Recognized by Govt. of Maharashtra)

(Affiliation ID: PU/PN/BBA, BCA/303/2008 • PUNCODE: CAAP013730 • College Code: 854)

Leela Vasant Mitkari

(President)

Dr. Babasaheb R. Sangale

(Secretary)

Dr. S. N. Nanaware

(Principal)

Outward No.

Date:

Metric No. 1.4.2.

The feedback process of the Institution may be classified as follows:


Options:

- a. Feedback collected, analyzed and action taken, and feedback are available on the website

CERTIFICATE FROM THE PRINCIPAL

It is to certify that the college has established a feedback system since its inception. Feedback on the teaching-learning and evaluation process is collected from the students, teachers, and alumni every year. Received feedback forms have been analyzed. As per their feedback, immediate action was taken and communicated to the stakeholders. Analysis of the input and activity has been taken into consideration. The Report was posted on the college website. The action taken report and analysis report signed by the principal is attached for the information and necessary action.

Date:


Principal
PRINCIPAL
Swaraj College of Commerce
and Computer Studies
Dhankawadi, Pune-43
Dr. S. N. Nanaware

Enclosures:

1. The action was taken Report on feedback
2. Analysis report of the feedback



**STUDENTS' FEEDBACK AND ACTION TAKEN REPORT:**

Based on the students' feedback, appropriate changes were made as notified in the following table.

Sr. No.	Feedback	Action Taken
1	The students have suggested the introduction of job oriented courses, training courses, and enhancement in career guidance facility	<ul style="list-style-type: none"> • Since 2016-2017, certificate courses have been introduced like MS Office, Tally ERP 9.5, Spoken English, Yoga and Meditation, Personality Development, Computation of Taxable Income, Packaging. • Career guidance activities were organized in the college, and expert personalities were invited to motivate the students.
2	Enhancement in Teacher-student interaction.	<ul style="list-style-type: none"> • As per the students' suggestion, the Mentor-Mentee system was introduced, and frequent meetings were conducted.
3	The students have suggested enhancing ICT facilities.	<ul style="list-style-type: none"> • One smart classroom and one seminar hall with ICT - enabled facilities have been made available. • The teachers are utilizing these ICT facilities.

TEACHERS' FEEDBACK AND ACTION TAKEN REPORT:

Teachers' feedback is very informative to improve the existing situation. The received feedback was analyzed, and valuable suggestions given were considered, and necessary action was taken as per the details provided below.

Sr. No.	Feedback	Action Taken
1	The teachers have suggested enhancing the books and journals in the library.	Department suggestions were taken into consideration, and the purchase of books and journals was implemented.
2	The teachers suggested enhancing the effectiveness of the teaching and learning process.	As per suggestions of the teachers' one smart classroom and one seminar hall with ICT- enabled facilities have been made available.
3	The teachers suggested arranging field visits, study tours, and industrial visits.	As per their suggestions, field visits, study tour, and industrial visits were arranged.
4	The teachers suggested strengthening the continuous internal evaluation system.	As per their suggestion, the continuous internal evaluation system has been enhanced.

ALUMNI'S FEEDBACK AND ACTION TAKEN REPORT:


Capacity building and skill-based courses. The alumni appreciated the existing pattern of education (10+2+3). They suggested giving more stress to extension activities. The action taken report is given below.

Sr. No.	Feedback	Action Taken
1	Gender awareness programs to be organized.	Gender sensitization programs were organized.
2	Capacity-building programs to be organized for the staff.	Capacity-building programs were organized for teaching and non-teaching staff.
3	Employability skills to be improved.	Various skill development or training programs were organized.

CONCLUSION:

The feedback given by the different stakeholders like students, teachers, and alumni, were taken then analyzed, and suitable action was taken.




PRINCIPAL
Swaraj College of Commerce
and Computer Studies
Dhankawadi, Pune-43

Shree Swaraj Education Society's
Swaraj College of Commerce and Computer Studies
 Students Feedback for the year 2016-17



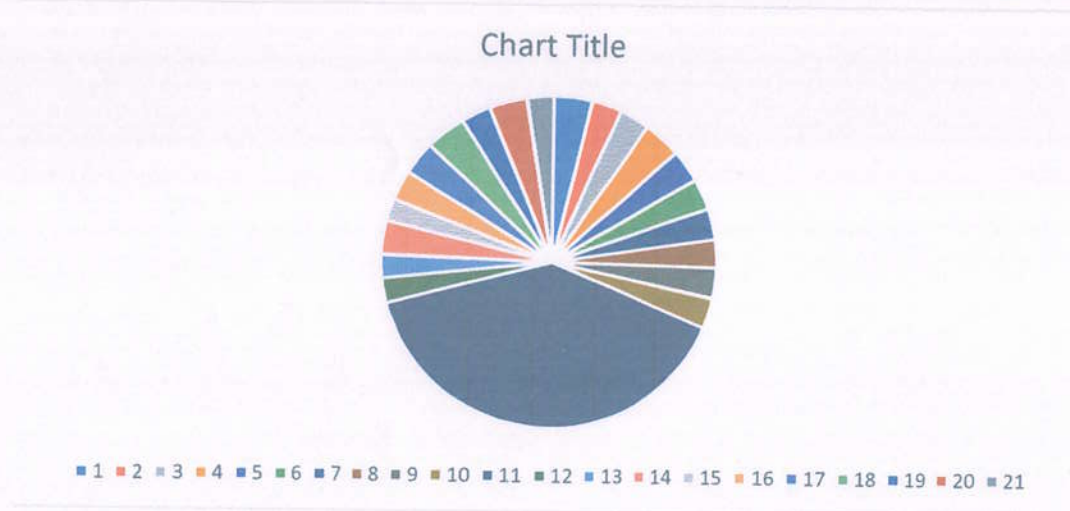
Question No.	Curriculum Points evaluated by students	No. of students Enrolled	No. of students' Responses								
				Poor (2)	Good (3)	Very good (4)	Extremely Good (5)	Poor (2)	Good (3)	Very good (4)	Extremely Good (5)
1	The learning values in terms of skills, concepts, knowledge, and analytical abilities	380	350	0	45	30	275	0.00	12.86	8.57	78.57
2	The learning values in terms of skills, concepts, knowledge, and analytical abilities.	380	350	0	34	45	271	0.00	9.71	12.86	77.43
3	The depth of the course content	380	350	0	36	42	272	0.00	10.29	12.00	77.71
4	The extent of coverage of course.	380	350	0	45	30	275	0.00	12.86	8.57	78.57
5	The relevance, learning value of project report and field visit.	380	350	0	38	43	269	0.00	10.86	12.29	76.86
6	Is the internal assessment system conducive?	380	350	0	36	48	266	0.00	10.29	13.71	76.00
7	Your background for benefiting from the course was?	380	350	0	36	42	272	0.00	10.29	12.00	77.71
8	How much of the syllabus was taught in class?	380	350	0	32	43	275	0.00	9.14	12.29	78.57
9	What is your opinion about the library holdings for the course?	380	350	0	36	41	273	0.00	10.29	11.71	78.00
10	Were you able to get the prescribed readings?	380	350	0	35	45	270	0.00	10.00	12.86	77.14
11	The internal evaluation system as it exists is?	380	350	0	-472	42	780	0.00	-134.86	12.00	222.86
12	In your opinion, how much of the total weightage of a course should the internal assessment account for?	380	350	0	29	44	277	0.00	8.29	12.57	79.14
13	The internal assessment system is operated	380	350	0	27	47	276	0.00	7.71	13.43	78.86
14	When you meet students who have taken a similar program at other Universities do you feel that your program is?	380	350	0	39	36	275	0.00	11.14	10.29	78.57
15	How do you rate the student-teacher relationship in the college as a whole ?	380	350	0	26	38	286	0.00	7.43	10.86	81.71

15



16	How do you rate the student-teacher relationship in your department?	380	350	0	35	40	275	0.00	10.00	11.43	78.57
17	How do you find the College's administrative office?	380	350	0	39	42	269	0.00	11.14	12.00	76.86
18	How do you rate the health care facilities of the college?	380	350	0	45	39	266	0.00	12.86	11.14	76.00
19	Did you participate in any of the extracurricular activities of the College?	380	350	0	34	43	273	0.00	9.71	12.29	78.00
20	What was the attitude of teachers to extracurricular activities?	380	350	0	42	36	272	0.00	12.00	10.29	77.71
21	After leaving the college how will you talk about it?	380	350	0	31	44	275	0.00	8.86	12.57	78.57

Following Pie Chart shows No. of Students enrolled, No. of Students given their feedback, students' ratings and Percentage of rating.



PRINCIPAL
Swaraj College of Commerce
and Computer Studies
Dhankawadi, Pune-43



Shree Swaraj Education Society's
Swaraj College of Commerce and Computer Studies
Students Feedback for the year 2017-18

Question No.	Curriculum Points evaluated by students	No. of students Enrolled	No. of students' Responses								
				Poor (2)	Good (3)	Very good (4)	Extremely Good (5)	Poor (2)	Good (3)	Very good (4)	Extremely Good (5)
1	The learning values in terms of skills, concepts, knowledge, and analytical abilities	347	325	0	15	20	290	0.00	4.62	6.15	89.23
2	The learning values in terms of skills, concepts, knowledge, and analytical abilities.	347	325	0	18	22	285	0.00	5.54	6.77	87.69
3	The depth of the course content	347	325	0	13	25	287	0.00	4.00	7.69	88.31
4	The extent of coverage of course.	347	325	0	13	21	291	0.00	4.00	6.46	89.54
5	The relevance, learning value of project report and field visit.	347	325	0	14	23	288	0.00	4.31	7.08	88.62
6	Is the internal assessment system conducive?	347	325	0	15	20	290	0.00	4.62	6.15	89.23
7	Your background for benefiting from the course was?	347	325	0	13	25	287	0.00	4.00	7.69	88.31
8	How much of the syllabus was taught in class?	347	325	0	18	22	285	0.00	5.54	6.77	87.69
9	What is your opinion about the library holdings for the course?	347	325	0	16	21	288	0.00	4.92	6.46	88.62
10	Were you able to get the prescribed readings?	347	325	0	11	23	291	0.00	3.38	7.08	89.54
11	The internal evaluation system as it exists is?	347	325	0	18	20	287	0.00	5.54	6.15	88.31
12	In your opinion, how much of the total weightage of a course should the internal assessment account for?	347	325	0	15	25	285	0.00	4.62	7.69	87.69
13	The internal assessment system is operated	347	325	0	13	22	290	0.00	4.00	6.77	89.23
14	When you meet students who have taken a similar program at other Universities do you feel that your program is?	347	325	0	17	20	288	0.00	5.23	6.15	88.62
15	How do you rate the student-teacher relationship in the college as a whole ?	347	325	0	11	23	291	0.00	3.38	7.08	89.54

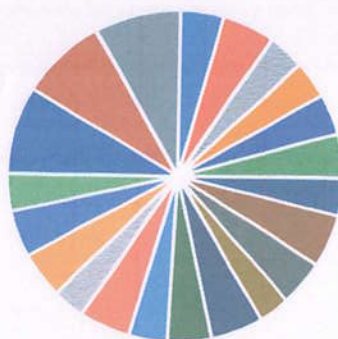
Handwritten signature/initials



16	How do you rate the student-teacher relationship in your department?	347	325	0	16	21	288	0.00	4.92	6.46	88.62
17	How do you find the College's administrative office?	347	325	0	16	24	285	0.00	4.92	7.38	87.69
18	How do you rate the health care facilities of the college?	347	325	0	13	25	287	0.00	4.00	7.69	88.31
19	Did you participate in any of the extracurricular activities of the College?	347	325	0	30	22	273	0.00	9.23	6.77	84.00
20	What was the attitude of teachers to extracurricular activities?	347	325	0	29	24	272	0.00	8.92	7.38	83.69
21	After leaving the college how will you talk about it?	347	325	0	29	21	275	0.00	8.92	6.46	84.62

Following Pie Chart shows No. of Students enrolled, No. of Students given their feedback, students' ratings and Percentage of rating.

Chart Title



■ 1 ■ 2 ■ 3 ■ 4 ■ 5 ■ 6 ■ 7 ■ 8 ■ 9 ■ 10 ■ 11 ■ 12 ■ 13 ■ 14 ■ 15 ■ 16 ■ 17 ■ 18 ■ 19 ■ 20 ■ 21


PRINCIPAL
Swaraj College of Commerce
and Computer Studies
Dhankawadi, Pune-43

Shree Swaraj Education Society's
Swaraj College of Commerce and Computer Studies
 Students Feedback for the year 2018-19



Question No.	Curriculum Points evaluated by students	No. of students Enrolled	No. of students' Responses								
				Poor (2)	Good (3)	Very good (4)	Extremely Good (5)	Poor (2)	Good (3)	Very good (4)	Extremely Good (5)
1	The learning values in terms of skills, concepts, knowledge, and analytical abilities	483	450	0	20	50	380	0.00	4.44	11.11	84.44
2	The learning values in terms of skills, concepts, knowledge, and analytical abilities.	483	450	0	39	45	366	0.00	8.67	10.00	81.33
3	The depth of the course content	483	450	0	33	47	370	0.00	7.33	10.44	82.22
4	The extent of coverage of course.	483	450	0	24	51	375	0.00	5.33	11.33	83.33
5	The relevance, learning value of project report and field visit.	483	450	0	31	47	372	0.00	6.89	10.44	82.67
6	Is the internal assessment system conducive?	483	450	0	26	45	379	0.00	5.78	10.00	84.22
7	Your background for benefiting from the course was?	483	450	0	25	50	375	0.00	5.56	11.11	83.33
8	How much of the syllabus was taught in class?	483	450	0	23	47	380	0.00	5.11	10.44	84.44
9	What is your opinion about the library holdings for the course?	483	450	0	29	51	370	0.00	6.44	11.33	82.22
10	Were you able to get the prescribed readings?	483	450	0	24	46	380	0.00	5.33	10.22	84.44
11	The internal evaluation system as it exists is?	483	450	0	26	49	375	0.00	5.78	10.89	83.33
12	In your opinion, how much of the total weightage of a course should the internal assessment account for?	483	450	0	21	50	379	0.00	4.67	11.11	84.22
13	The internal assessment system is operated	483	450	0	39	45	366	0.00	8.67	10.00	81.33
14	When you meet students who have taken a similar program at other Universities do you feel that your program is?	483	450	0	31	50	369	0.00	6.89	11.11	82.00
15	How do you rate the student-teacher relationship in the college as a whole ?	483	450	0	32	46	372	0.00	7.11	10.22	82.67

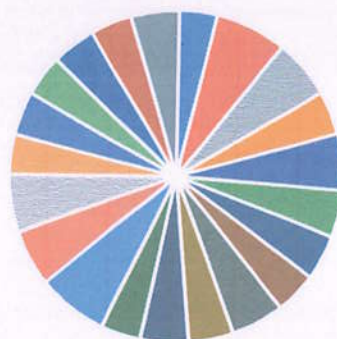
15



16	How do you rate the student-teacher relationship in your department?	483	450	0	22	48	380	0.00	4.89	10.67	84.44
17	How do you find the College's administrative office?	483	450	0	24	51	375	0.00	5.33	11.33	83.33
18	How do you rate the health care facilities of the college?	483	450	0	23	49	378	0.00	5.11	10.89	84.00
19	Did you participate in any of the extracurricular activities of the College?	483	450	0	24	50	376	0.00	5.33	11.11	83.56
20	What was the attitude of teachers to extracurricular activities?	483	450	0	22	48	380	0.00	4.89	10.67	84.44
21	After leaving the college how will you talk about it?	483	450	0	26	46	378	0.00	5.78	10.22	84.00

Following Pie Chart shows No. of Students enrolled, No. of Students given their feedback, students' ratings and Percentage of rating.

Chart Title



■ 1 ■ 2 ■ 3 ■ 4 ■ 5 ■ 6 ■ 7 ■ 8 ■ 9 ■ 10 ■ 11 ■ 12 ■ 13 ■ 14 ■ 15 ■ 16 ■ 17 ■ 18 ■ 19 ■ 20 ■ 21

PRINCIPAL
Swaraj College of Commerce
and Computer Studies
Dhankawadi, Pune-43

Shree Swaraj Education Society's
Swaraj College of Commerce and Computer Studies
 Students Feedback for the year 2019-20



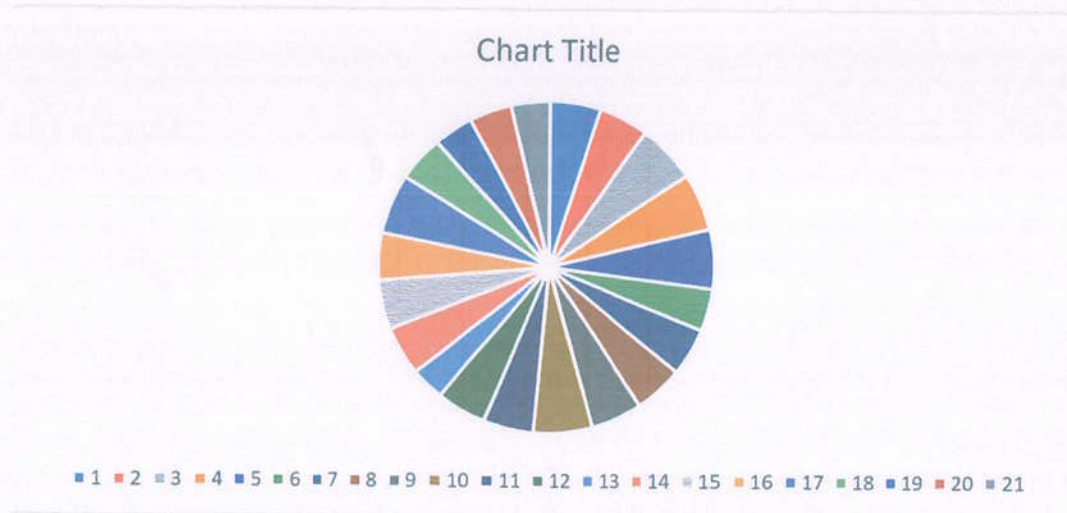
Question No.	Curriculum Points evaluated by students	No. of students Enrolled	No. of students' Responses								
				Poor (2)	Good (3)	Very good (4)	Extremely Good (5)	Poor (2)	Good (3)	Very good (4)	Extremely Good (5)
1	The learning values in terms of skills, concepts, knowledge, and analytical abilities	557	540	0	30	50	460	0.00	5.56	9.26	85.19
2	The learning values in terms of skills, concepts, knowledge, and analytical abilities.	557	540	0	30	45	465	0.00	5.56	8.33	86.11
3	The depth of the course content	557	540	0	35	47	458	0.00	6.48	8.70	84.81
4	The extent of coverage of course.	557	540	0	34	51	455	0.00	6.30	9.44	84.26
5	The relevance, learning value of project report and field visit.	557	540	0	35	46	459	0.00	6.48	8.52	85.00
6	Is the internal assessment system conducive?	557	540	0	25	50	465	0.00	4.63	9.26	86.11
7	Your background for benefiting from the course was?	557	540	0	28	52	460	0.00	5.19	9.63	85.19
8	How much of the syllabus was taught in class?	557	540	0	29	46	465	0.00	5.37	8.52	86.11
9	What is your opinion about the library holdings for the course?	557	540	0	31	50	459	0.00	5.74	9.26	85.00
10	Were you able to get the prescribed readings?	557	540	0	35	45	460	0.00	6.48	8.33	85.19
11	The internal evaluation system as it exists is?	557	540	0	29	46	465	0.00	5.37	8.52	86.11
12	In your opinion, how much of the total weightage of a course should the internal assessment account for?	557	540	0	29	51	460	0.00	5.37	9.44	85.19
13	The internal assessment system is operated	557	540	0	19	52	469	0.00	3.52	9.63	86.85
14	When you meet students who have taken a similar program at other Universities do you feel that your program is?	557	540	0	29	46	465	0.00	5.37	8.52	86.11
15	How do you rate the student-teacher relationship in the college as a whole ?	557	540	0	29	51	460	0.00	5.37	9.44	85.19

Handwritten signature/initials in blue ink.



16	How do you rate the student-teacher relationship in your department?	557	540	0	28	50	462	0.00	5.19	9.26	85.56
17	How do you find the College's administrative office?	557	540	0	35	45	460	0.00	6.48	8.33	85.19
18	How do you rate the health care facilities of the college?	557	540	0	27	48	465	0.00	5.00	8.89	86.11
19	Did you participate in any of the extracurricular activities of the College?	557	540	0	23	51	466	0.00	4.26	9.44	86.30
20	What was the attitude of teachers to extracurricular activities?	557	540	0	24	54	462	0.00	4.44	10.00	85.56
21	After leaving the college how will you talk about it?	557	540	0	23	57	460	0.00	4.26	10.56	85.19

Following Pie Chart shows No. of Students enrolled, No. of Students given their feedback, students' ratings and Percentage of rating.



Shree Swaraj Education Society's

PRINCIPAL
Swaraj College of Commerce
and Computer Studies
Dhankawadi, Pune-43

Swaraj College of Commerce and Computer Studies
Students Feedback for the year 2020-21



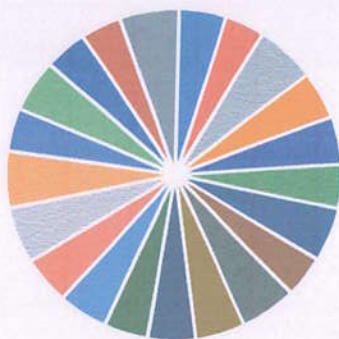
Question No.	Curriculum Points evaluated by students	No. of students Enrolled	No. of students' Responses								
				Poor (2)	Good (3)	Very good (4)	Extremely Good (5)	Poor (2)	Good (3)	Very good (4)	Extremely Good (5)
1	The learning values in terms of skills, concepts, knowledge, and analytical abilities	517	490	0	40	70	380	0.00	8.16	14.29	77.55
2	The learning values in terms of skills, concepts, knowledge, and analytical abilities.	517	490	0	34	75	381	0.00	6.94	15.31	77.76
3	The depth of the course content	517	490	0	50	65	375	0.00	10.20	13.27	76.53
4	The extent of coverage of course.	517	490	0	40	72	378	0.00	8.16	14.69	77.14
5	The relevance, learning value of project report and field visit.	517	490	0	40	68	382	0.00	8.16	13.88	77.96
6	Is the internal assessment system conducive?	517	490	0	37	73	380	0.00	7.55	14.90	77.55
7	Your background for benefiting from the course was?	517	490	0	45	70	375	0.00	9.18	14.29	76.53
8	How much of the syllabus was taught in class?	517	490	0	35	75	380	0.00	7.14	15.31	77.55
9	What is your opinion about the library holdings for the course?	517	490	0	47	65	378	0.00	9.59	13.27	77.14
10	Were you able to get the prescribed readings?	517	490	0	43	72	375	0.00	8.78	14.69	76.53
11	The internal evaluation system as it exists is?	517	490	0	40	68	382	0.00	8.16	13.88	77.96
12	In your opinion, how much of the total weightage of a course should the internal assessment account for?	517	490	0	37	73	380	0.00	7.55	14.90	77.55
13	The internal assessment system is operated	517	490	0	40	70	380	0.00	8.16	14.29	77.55
14	When you meet students who have taken a similar program at other Universities do you feel that your program is?	517	490	0	40	75	375	0.00	8.16	15.31	76.53
15	How do you rate the student-teacher relationship in the college as a whole ?	517	490	0	47	65	378	0.00	9.59	13.27	77.14

[Handwritten signature]


16	How do you rate the student-teacher relationship in your department?	517	490	0	48	68	374	0.00	9.80	13.88	76.33
17	How do you find the College's administrative office?	517	490	0	36	73	381	0.00	7.35	14.90	77.76
18	How do you rate the health care facilities of the college?	517	490	0	44	70	376	0.00	8.98	14.29	76.73
19	Did you participate in any of the extracurricular activities of the College?	517	490	0	35	75	380	0.00	7.14	15.31	77.55
20	What was the attitude of teachers to extracurricular activities?	517	490	0	33	75	382	0.00	6.73	15.31	77.96
21	After leaving the college how will you talk about it?	517	490	0	50	65	375	0.00	10.20	13.27	76.53

Following Pie Chart shows No. of Students enrolled, No. of Students given their feedback, students' ratings and Percentage of rating.

Chart Title



■ 1 ■ 2 ■ 3 ■ 4 ■ 5 ■ 6 ■ 7 ■ 8 ■ 9 ■ 10 ■ 11 ■ 12 ■ 13 ■ 14 ■ 15 ■ 16 ■ 17 ■ 18 ■ 19 ■ 20 ■ 21



PRINCIPAL
Swaraj College of Commerce
and Computer Studies
Dhankawadi, Pune-43

Shree Swaraj Education Society's
Swaraj College of Commerce and Computer Studies
 Teachers Feedback for the year 2016-17



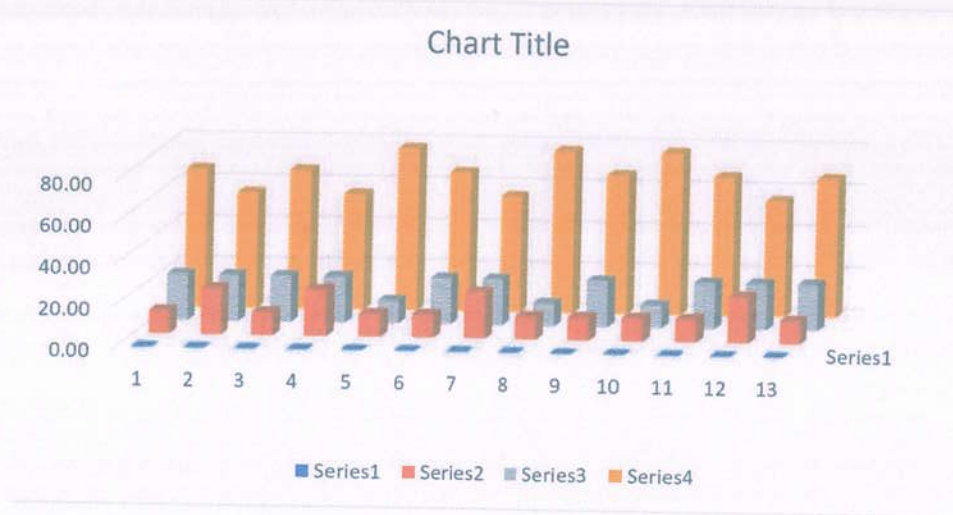
Question No.	Curriculum Points evaluated by teachers	No. of teachers	No. of teachers' Responses								
				Poor (2)	Good (3)	Very good (4)	Extremely Good (5)	Poor (2)	Good (3)	Very good (4)	Extremely Good (5)
1	The courses/syllabi taught by me have a good balance between theory and application.	9	9	0	1	2	6	0.00	11.11	22.22	66.67
2	The objectives of the syllabi are well defined	9	9	0	2	2	5	0.00	22.22	22.22	55.56
3	The books/journals etc. prescribed/listed as reference materials are relevant, updated, and cover the entire syllabi	9	9	0	1	2	6	0.00	11.11	22.22	66.67
4	The course/syllabi of the subjects taught by me increased my interest, knowledge, and perspective in the subject area	9	9	0	2	2	5	0.00	22.22	22.22	55.56
5	The college has given me full freedom to adopt new techniques/strategies of teaching such as group discussions, seminar presentations, and students' participation	9	9	0	1	1	7	0.00	11.11	11.11	77.78
6	I have the freedom to adopt new techniques/strategies of testing and assessment of students	9	9	0	1	2	6	0.00	11.11	22.22	66.67
7	Tests and examinations are conducted well in time with proper coverage of all units in the syllabus	9	9	0	2	2	5	0.00	22.22	22.22	55.56
8	The prescribed books are available in the Library in Sufficient numbers	9	9	0	1	1	7	0.00	11.11	11.11	77.78
9	The environment in the college is conducive to teaching and research	9	9	0	1	2	6	0.00	11.11	22.22	66.67

Handwritten signature



10	The administration is teacher-friendly	9	9	0	1	1	7	0.00	11.11	11.11	77.78
11	The college provides adequate opportunities and support to faculty members for upgrading their skills and qualifications	9	9	0	1	2	6	0.00	11.11	22.22	66.67
12	ICT facilities in the college are adequate and satisfactory	9	9	0	2	2	5	0.00	22.22	22.22	55.56
13	Classrooms, Toilets/washrooms are clean and properly maintained	9	9	0	1	2	6	0.00	11.11	22.22	66.67

Following Pie Chart shows No. of teachers with their feedback, students' ratings and Percentage of rating.



PRINCIPAL
 Swaraj College of Commerce
 and Computer Studies
 Dhankawadi, Pune-43

Shree Swaraj Education Society's
Swaraj College of Commerce and Computer Studies
 Teachers Feedback for the year 2017-18



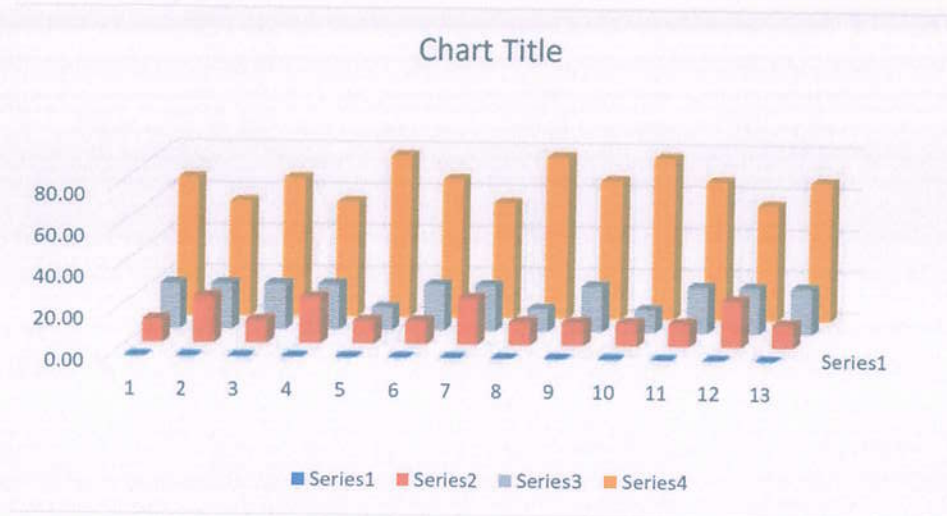
Question No.	Curriculum Points evaluated by teachers	No. of teachers	No. of teachers' Responses								
				Poor (2)	Good (3)	Very good (4)	Extremely Good (5)	Poor (2)	Good (3)	Very good (4)	Extremely Good (5)
1	The courses/syllabi taught by me have a good balance between theory and application.	9	9	0	1	2	6	0.00	11.11	22.22	66.67
2	The objectives of the syllabi are well defined	9	9	0	2	2	5	0.00	22.22	22.22	55.56
3	The books/journals etc. prescribed/listed as reference materials are relevant, updated, and cover the entire syllabi	9	9	0	1	2	6	0.00	11.11	22.22	66.67
4	The course/syllabi of the subjects taught by me increased my interest, knowledge, and perspective in the subject area	9	9	0	2	2	5	0.00	22.22	22.22	55.56
5	The college has given me full freedom to adopt new techniques/strategies of teaching such as group discussions, seminar presentations, and students' participation	9	9	0	1	1	7	0.00	11.11	11.11	77.78
6	I have the freedom to adopt new techniques/strategies of testing and assessment of students	9	9	0	1	2	6	0.00	11.11	22.22	66.67
7	Tests and examinations are conducted well in time with proper coverage of all units in the syllabus	9	9	0	2	2	5	0.00	22.22	22.22	55.56
8	The prescribed books are available in the Library in Sufficient numbers	9	9	0	1	1	7	0.00	11.11	11.11	77.78
9	The environment in the college is conducive to teaching and research	9	9	0	1	2	6	0.00	11.11	22.22	66.67

MS



10	The administration is teacher-friendly	9	9	0	1	1	7	0.00	11.11	11.11	77.78
11	The college provides adequate opportunities and support to faculty members for upgrading their skills and qualifications	9	9	0	1	2	6	0.00	11.11	22.22	66.67
12	ICT facilities in the college are adequate and satisfactory	9	9	0	2	2	5	0.00	22.22	22.22	55.56
13	Classrooms, Toilets/washrooms are clean and properly maintained	9	9	0	1	2	6	0.00	11.11	22.22	66.67

Following Pie Chart shows No. of teachers with their feedback, students' ratings and Percentage of rating.



PRINCIPAL
Swaraj College of Commerce
and Computer Studies
Dhankawadi, Pune-43

Shree Swaraj Education Society's
Swaraj College of Commerce and Computer Studies
 Teachers Feedback for the year 2018-19



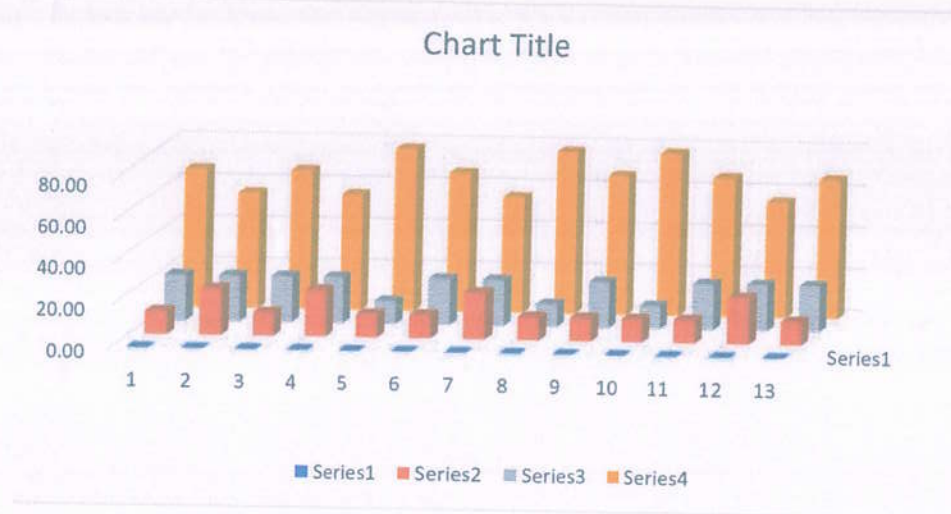
Question No.	Curriculum Points evaluated by teachers	No. of teachers	No. of teachers' Responses								
				Poor (2)	Good (3)	Very good (4)	Extremely Good (5)	Poor (2)	Good (3)	Very good (4)	Extremely Good (5)
1	The courses/syllabi taught by me have a good balance between theory and application.	9	9	0	1	2	6	0.00	11.11	22.22	66.67
2	The objectives of the syllabi are well defined	9	9	0	2	2	5	0.00	22.22	22.22	55.56
3	The books/journals etc. prescribed/listed as reference materials are relevant, updated, and cover the entire syllabi	9	9	0	1	2	6	0.00	11.11	22.22	66.67
4	The course/syllabi of the subjects taught by me increased my interest, knowledge, and perspective in the subject area	9	9	0	2	2	5	0.00	22.22	22.22	55.56
5	The college has given me full freedom to adopt new techniques/strategies of teaching such as group discussions, seminar presentations, and students' participation	9	9	0	1	1	7	0.00	11.11	11.11	77.78
6	I have the freedom to adopt new techniques/strategies of testing and assessment of students	9	9	0	1	2	6	0.00	11.11	22.22	66.67
7	Tests and examinations are conducted well in time with proper coverage of all units in the syllabus	9	9	0	2	2	5	0.00	22.22	22.22	55.56
8	The prescribed books are available in the Library in Sufficient numbers	9	9	0	1	1	7	0.00	11.11	11.11	77.78
9	The environment in the college is conducive to teaching and research	9	9	0	1	2	6	0.00	11.11	22.22	66.67

NS



10	The administration is teacher-friendly	9	9	0	1	1	7	0.00	11.11	11.11	77.78
11	The college provides adequate opportunities and support to faculty members for upgrading their skills and qualifications	9	9	0	1	2	6	0.00	11.11	22.22	66.67
12	ICT facilities in the college are adequate and satisfactory	9	9	0	2	2	5	0.00	22.22	22.22	55.56
13	Classrooms, Toilets/washrooms are clean and properly maintained	9	9	0	1	2	6	0.00	11.11	22.22	66.67

Following Pie Chart shows No. of teachers with their feedback, students' ratings and Percentage of rating.




PRINCIPAL
Swaraj College of Commerce
and Computer Studies
Dhankawadi, Pune-43

Shree Swaraj Education Society's
Swaraj College of Commerce and Computer Studies
 Teachers Feedback for the year 2019-20



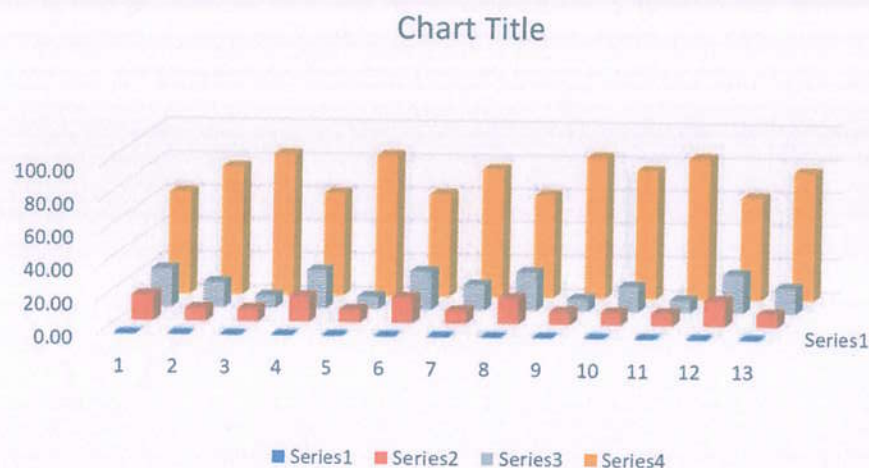
Question No.	Curriculum Points evaluated by teachers	No. of teachers	No. of teachers' Responses								
				Poor (2)	Good (3)	Very good (4)	Extremely Good (5)	Poor (2)	Good (3)	Very good (4)	Extremely Good (5)
1	The courses/syllabi taught by me have a good balance between theory and application.	13	13	0	2	3	8	0.00	15.38	23.08	61.54
2	The objectives of the syllabi are well defined	13	13	0	1	2	10	0.00	7.69	15.38	76.92
3	The books/journals etc. prescribed/listed as reference materials are relevant, updated, and cover the entire syllabi	13	13	0	1	1	11	0.00	7.69	7.69	84.62
4	The course/syllabi of the subjects taught by me increased my interest, knowledge, and perspective in the subject area	13	13	0	2	3	8	0.00	15.38	23.08	61.54
5	The college has given me full freedom to adopt new techniques/strategies of teaching such as group discussions, seminar presentations, and students' participation	13	13	0	1	1	11	0.00	7.69	7.69	84.62
6	I have the freedom to adopt new techniques/strategies of testing and assessment of students	13	13	0	2	3	8	0.00	15.38	23.08	61.54
7	Tests and examinations are conducted well in time with proper coverage of all units in the syllabus	13	13	0	1	2	10	0.00	7.69	15.38	76.92
8	The prescribed books are available in the Library in Sufficient numbers	13	13	0	2	3	8	0.00	15.38	23.08	61.54
9	The environment in the college is conducive to teaching and research	13	13	0	1	1	11	0.00	7.69	7.69	84.62

[Handwritten signature]



10	The administration is teacher-friendly	13	13	0	1	2	10	0.00	7.69	15.38	76.92
11	The college provides adequate opportunities and support to faculty members for upgrading their skills and qualifications	13	13	0	1	1	11	0.00	7.69	7.69	84.62
12	ICT facilities in the college are adequate and satisfactory	13	13	0	2	3	8	0.00	15.38	23.08	61.54
13	Classrooms, Toilets/washrooms are clean and properly maintained	13	13	0	1	2	10	0.00	7.69	15.38	76.92

Following Pie Chart shows No. of teachers with their feedback, students' ratings and Percentage of rating.



PRINCIPAL
Swaraj College of Commerce
and Computer Studies
Dhankawadi, Pune-43

Shree Swaraj Education Society's
Swaraj College of Commerce and Computer Studies
 Teachers Feedback for the year 2020-21

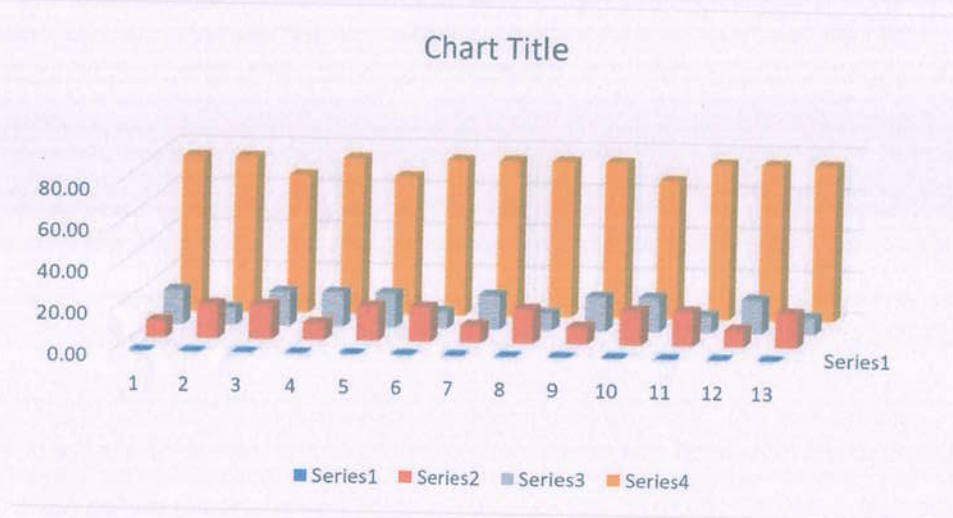


Question No.	Curriculum Points evaluated by teachers	No. of teachers	No. of teachers' Responses								
				Poor (2)	Good (3)	Very good (4)	Extremely Good (5)	Poor (2)	Good (3)	Very good (4)	Extremely Good (5)
1	The courses/syllabi taught by me have a good balance between theory and application.	12	12	0	1	2	9	0.00	8.33	16.67	75.00
2	The objectives of the syllabi are well defined	12	12	0	2	1	9	0.00	16.67	8.33	75.00
3	The books/journals etc. prescribed/listed as reference materials are relevant, updated, and cover the entire syllabi	12	12	0	2	2	8	0.00	16.67	16.67	66.67
4	The course/syllabi of the subjects taught by me increased my interest, knowledge, and perspective in the subject area	12	12	0	1	2	9	0.00	8.33	16.67	75.00
5	The college has given me full freedom to adopt new techniques/strategies of teaching such as group discussions, seminar presentations, and students' participation	12	12	0	2	2	8	0.00	16.67	16.67	66.67
6	I have the freedom to adopt new techniques/strategies of testing and assessment of students	12	12	0	2	1	9	0.00	16.67	8.33	75.00
7	Tests and examinations are conducted well in time with proper coverage of all units in the syllabus	12	12	0	1	2	9	0.00	8.33	16.67	75.00
8	The prescribed books are available in the Library in Sufficient numbers	12	12	0	2	1	9	0.00	16.67	8.33	75.00
9	The environment in the college is conducive to teaching and research	12	12	0	1	2	9	0.00	8.33	16.67	75.00

45

10	The administration is teacher-friendly	12	12	0	2	2	8	0.00	16.67	16.67	66.67
11	The college provides adequate opportunities and support to faculty members for upgrading their skills and qualifications	12	12	0	2	1	9	0.00	16.67	8.33	75.00
12	ICT facilities in the college are adequate and satisfactory	12	12	0	1	2	9	0.00	8.33	16.67	75.00
13	Classrooms, Toilets/washrooms are clean and properly maintained	12	12	0	2	1	9	0.00	16.67	8.33	75.00

Following Pie Chart shows No. of teachers with their feedback, students' ratings and Percentage of rating.



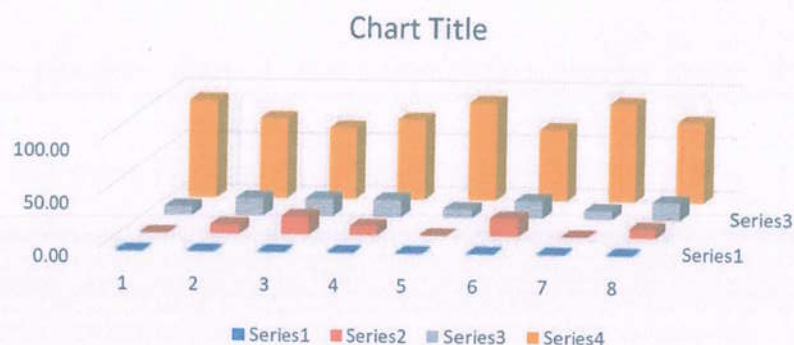
PRINCIPAL
Swaraj College of Commerce
and Computer Studies
Dhankawadi, Pune-43

Shree Swaraj Education Society's
Swaraj College of Commerce and Computer Studies
 Alumni Feedback for the year 2016-17



Question No.	Curriculum Points evaluated by Alumni	No. of Alumni Registered	No. of students' Responses								
				Poor (2)	Good (3)	Very good (4)	Extremely Good (5)	Poor (2)	Good (3)	Very good (4)	Extremely Good (5)
1	The need of syllabus updating	15	12	0	0	1	11	0.00	0.00	8.33	91.67
2	The course content is interesting	15	12	0	1	2	9	0.00	8.33	16.67	75.00
3	The course curriculum intellectually stimulate you	15	12	0	2	2	8	0.00	16.67	16.67	66.67
4	The course curriculum fulfilling your Expectations	15	12	0	1	2	9	0.00	8.33	16.67	75.00
5	The program help in developing your personality	15	12	0	0	1	11	0.00	0.00	8.33	91.67
6	The courses meet contemporary Requirements	15	12	0	2	2	8	0.00	16.67	16.67	66.67
7	The reading material regarding the curriculum is easily available	15	12	0	0	1	11	0.00	0.00	8.33	91.67
8	The syllabus enhances employability	15	12	0	1	2	9	0.00	8.33	16.67	75.00

Following Pie Chart shows No. of Alumni registered, No. of Alumni given their feedback and Percentage of rating.



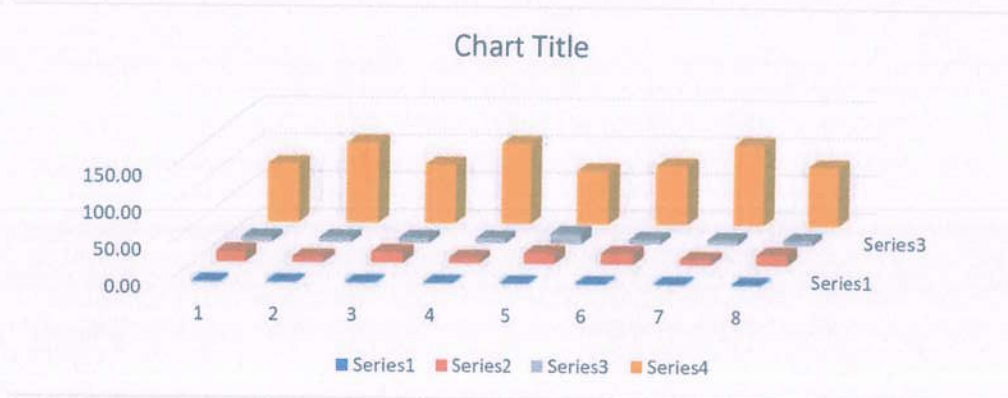
PRINCIPAL
 Swaraj College of Commerce
 and Computer Studies
 Dhankawadi, Pune-43

Shree Swaraj Education Society's
Swaraj College of Commerce and Computer Studies
 Alumni Feedback for the year 2017-18



Question No.	Curriculum Points evaluated by Alumni	No. of Alumni Registered	No. of students' Responses								
				Poor (2)	Good (3)	Very good (4)	Extremely Good (5)	Poor (2)	Good (3)	Very good (4)	Extremely Good (5)
1	The need of syllabus updating	17	14	0	2	1	11	0.00	14.29	7.14	78.57
2	The course content is interesting	17	14	0	1	1	15	0.00	7.14	7.14	107.14
3	The course curriculum intellectually stimulate you	17	14	0	2	1	11	0.00	14.29	7.14	78.57
4	The course curriculum fulfilling your Expectations	17	14	0	1	1	15	0.00	7.14	7.14	107.14
5	The program help in developing your personality	17	14	0	2	2	10	0.00	14.29	14.29	71.43
6	The courses meet contemporary Requirements	17	14	0	2	1	11	0.00	14.29	7.14	78.57
7	The reading material regarding the curriculum is easily available	17	14	0	1	1	15	0.00	7.14	7.14	107.14
8	The syllabus enhances employability	17	14	0	2	1	11	0.00	14.29	7.14	78.57

Following Pie Chart shows No. of Alumni registered, No. of Alumni given their feedback and Percentage of rating.



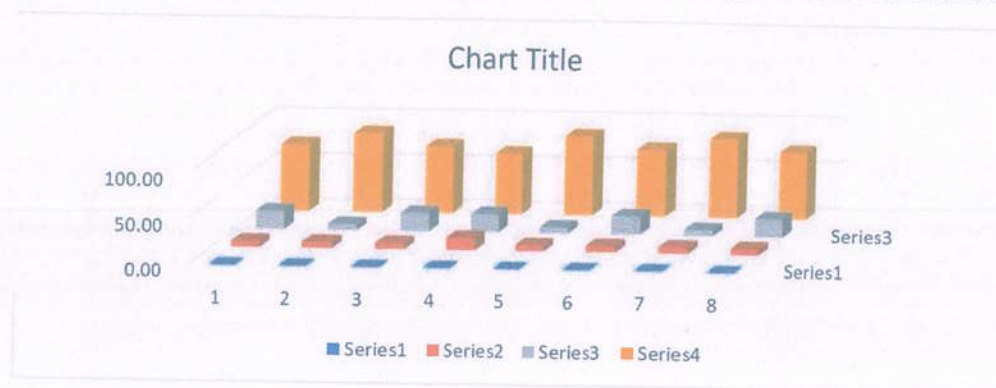

PRINCIPAL
 Swaraj College of Commerce
 and Computer Studies
 Dhankawadi, Pune-43

Shree Swaraj Education Society's
Swaraj College of Commerce and Computer Studies
 Alumni Feedback for the year 2018-19




Question No.	Curriculum Points evaluated by Alumni	No. of Alumni Registered	No. of students' Responses								
				Poor (2)	Good (3)	Very good (4)	Extremely Good (5)	Poor (2)	Good (3)	Very good (4)	Extremely Good (5)
1	The need of syllabus updating	18	15	0	1	3	11	0.00	6.67	20.00	73.33
2	The course content is interesting	18	15	0	1	1	13	0.00	6.67	6.67	86.67
3	The course curriculum intellectually stimulate you	18	15	0	1	3	11	0.00	6.67	20.00	73.33
4	The course curriculum fulfilling your Expectations	18	15	0	2	3	10	0.00	13.33	20.00	66.67
5	The program help in developing your personality	18	15	0	1	1	13	0.00	6.67	6.67	86.67
6	The courses meet contemporary Requirements	18	15	0	1	3	11	0.00	6.67	20.00	73.33
7	The reading material regarding the curriculum is easily available	18	15	0	1	1	13	0.00	6.67	6.67	86.67
8	The syllabus enhances employability	18	15	0	1	3	11	0.00	6.67	20.00	73.33

Following Pie Chart shows No. of Alumni registered, No. of Alumni given their feedback and Percentage of rating.



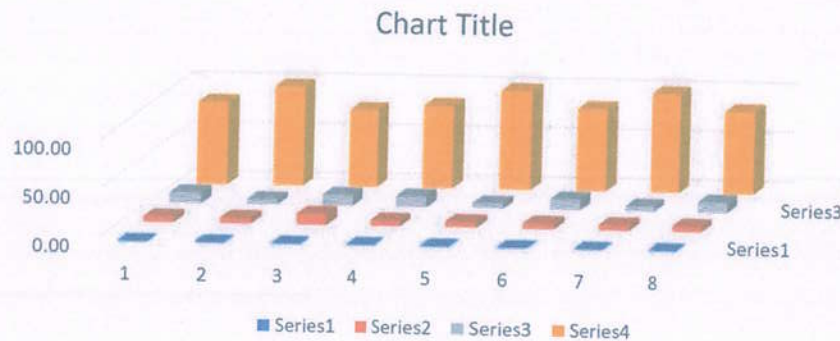
PRINCIPAL
 Swaraj College of Commerce
 and Computer Studies
 Dhankawadi, Pune-43

Shree Swaraj Education Society's
Swaraj College of Commerce and Computer Studies
 Alumni Feedback for the year 2019-20




Question No.	Curriculum Points evaluated by Alumni	No. of Alumni Registered	No. of students' Responses								
				Poor (2)	Good (3)	Very good (4)	Extremely Good (5)	Poor (2)	Good (3)	Very good (4)	Extremely Good (5)
1	The need of syllabus updating	20	18	0	1	2	15	0.00	5.56	11.11	83.33
2	The course content is interesting	20	18	0	1	1	18	0.00	5.56	5.56	100.00
3	The course curriculum intellectually stimulate you	20	18	0	2	2	14	0.00	11.11	11.11	77.78
4	The course curriculum fulfilling your Expectations	20	18	0	1	2	15	0.00	5.56	11.11	83.33
5	The program help in developing your personality	20	18	0	1	1	18	0.00	5.56	5.56	100.00
6	The courses meet contemporary Requirements	20	18	0	1	2	15	0.00	5.56	11.11	83.33
7	The reading material regarding the curriculum is easily available	20	18	0	1	1	18	0.00	5.56	5.56	100.00
8	The syllabus enhances employability	20	18	0	1	2	15	0.00	5.56	11.11	83.33

Following Pie Chart shows No. of Alumni registered, No. of Alumni given their feedback and Percentage of rating.



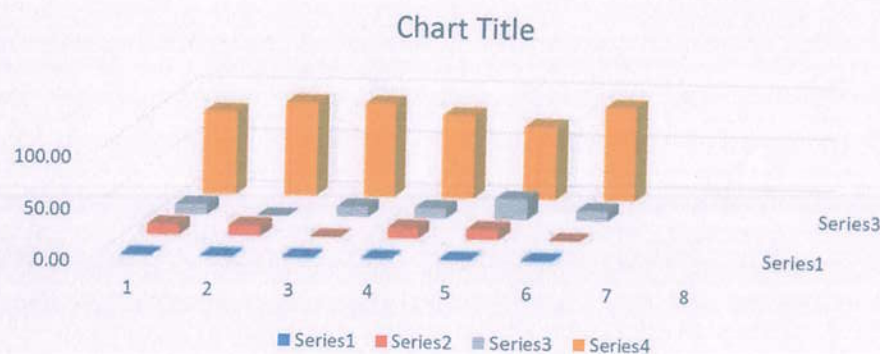
PRINCIPAL
 Swaraj College of Commerce
 and Computer Studies
 Dhankawadi, Pune-43

Shree Swaraj Education Society's
Swaraj College of Commerce and Computer Studies
 Alumni Feedback for the year 2020-21



Question No.	Curriculum Points evaluated by Alumni	No. of Alumni Registered	No. of students' Responses								
				Poor (2)	Good (3)	Very good (4)	Extremely Good (5)	Poor (2)	Good (3)	Very good (4)	Extremely Good (5)
1	The need of syllabus updating	15	10	0	0	1	9	0.00	0.00	10.00	90.00
2	The course content is interesting	15	10	0	1	2	7	0.00	10.00	20.00	70.00
3	The course curriculum intellectually stimulate you	15	10	0	1	1	8	0.00	10.00	10.00	80.00
4	The course curriculum fulfilling your Expectations	15	10	0	1	0	9	0.00	10.00	0.00	90.00
5	The program help in developing your personality	15	10	0	0	1	9	0.00	0.00	10.00	90.00
6	The courses meet contemporary Requirements	15	10	0	1	1	8	0.00	10.00	10.00	80.00
7	The reading material regarding the curriculum is easily available	15	10	0	1	2	7	0.00	10.00	20.00	70.00
8	The syllabus enhances employability	15	10	0	0	1	9	0.00	0.00	10.00	90.00

Following Pie Chart shows No. of Alumni registered, No. of Alumni given their feedback and Percentage of rating.



PRINCIPAL
 Swaraj College of Commerce
 and Computer Studies
 Dhankawadi, Pune-43